Pair production from strong fields

Dániel Berényi [1], Sándor Varró [1], Vladimir Skokov [2], Péter Lévai [1]

1, Wigner RCP, Budapest, Hungary
2, RIKEN/BNL, Upton, USA

Strong Interactions in Quantum Field Theory
Leibnitz, Oct 8. 2015

Table of Contents

1. Introduction
2. Theoretical description
3. Applications

Table of Contents

1. Introduction
2. Theoretical description
3. Applications

QED Motivation

- QED pair production from vacuum was predicted long ago, but was not yet observed $\rightarrow$ "Holy Grail of QED".
- QED pair production may take place in near miss heavy ion collisions.

QED pair production near massive astrophysical objects (black holes, magnetars, possible source of gamma ray bursts?)



Laser Technology

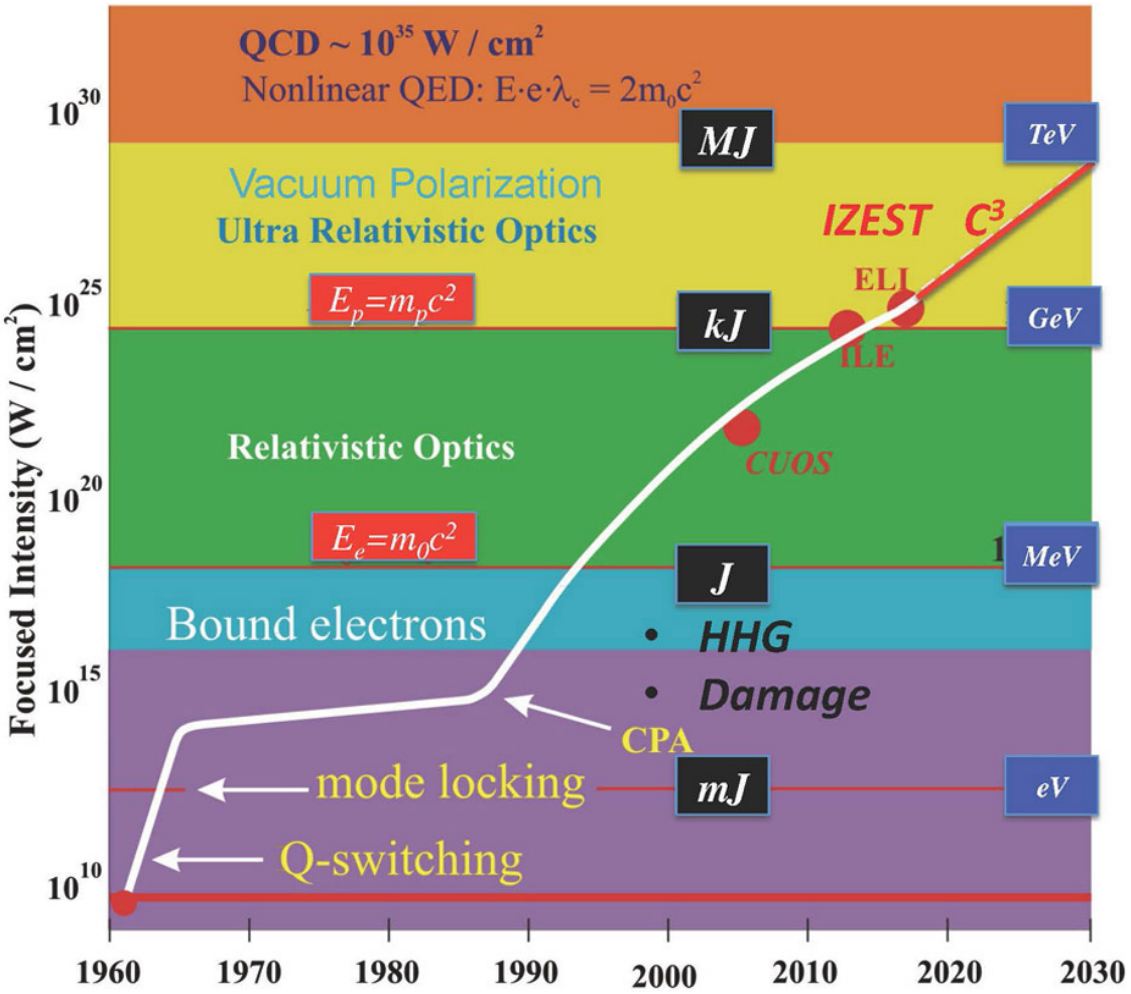

For a list of present and upcoming facilities see: A. Di Piazza et. al, Rev. Mod. Phys. vol. 84, (2012) 1177

QCD Motivation

From QCD:
The success of color rope/string models in describing Heavy Ion collisions (e.g. at LHC):

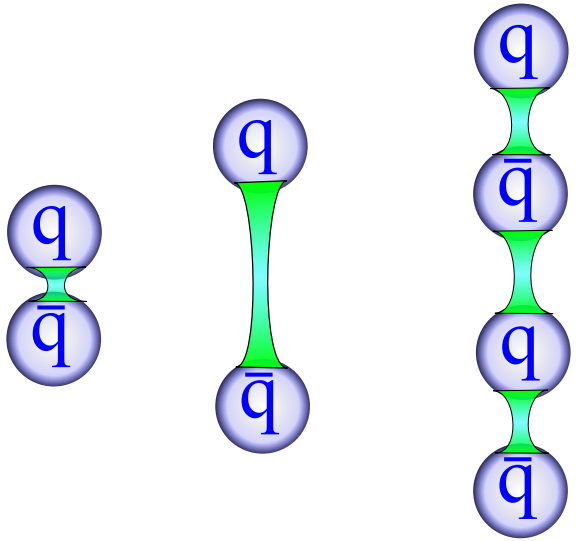

Quark potential is linear with separation: if a $q - \bar{q}$ pair is separating, the interaction creates more and more quark pairs until energy is depleted.

Table of Contents

1 Introduction

2 Theoretical description

3 Applications

Theory

Relevant scales for QED:

- Field strength: $\mathcal{E}_c = \frac{m^2c^3}{e\hbar} \approx 1.3 \cdot 10^{18} \frac{\mathrm{V}}{\mathrm{m}}$
- Time: $t_c = \frac{\hbar}{mc^2} \approx 1 \cdot 10^{-21} \mathrm{s}$
- Frequency: $\omega_c = \frac{e\mathcal{E}}{mc} \approx 8 \cdot 10^{20} \mathrm{Hz}\ (\mathcal{E} = \mathcal{E}_c)$
- Spatial gradient: $\partial_r = \frac{mc}{\hbar} \approx 6.6 \cdot 10^{10} \mathrm{m}^{-1}$

Wigner function

Tool of description: the Wigner function:

- Quantum analogue of the classical phase space distribution.

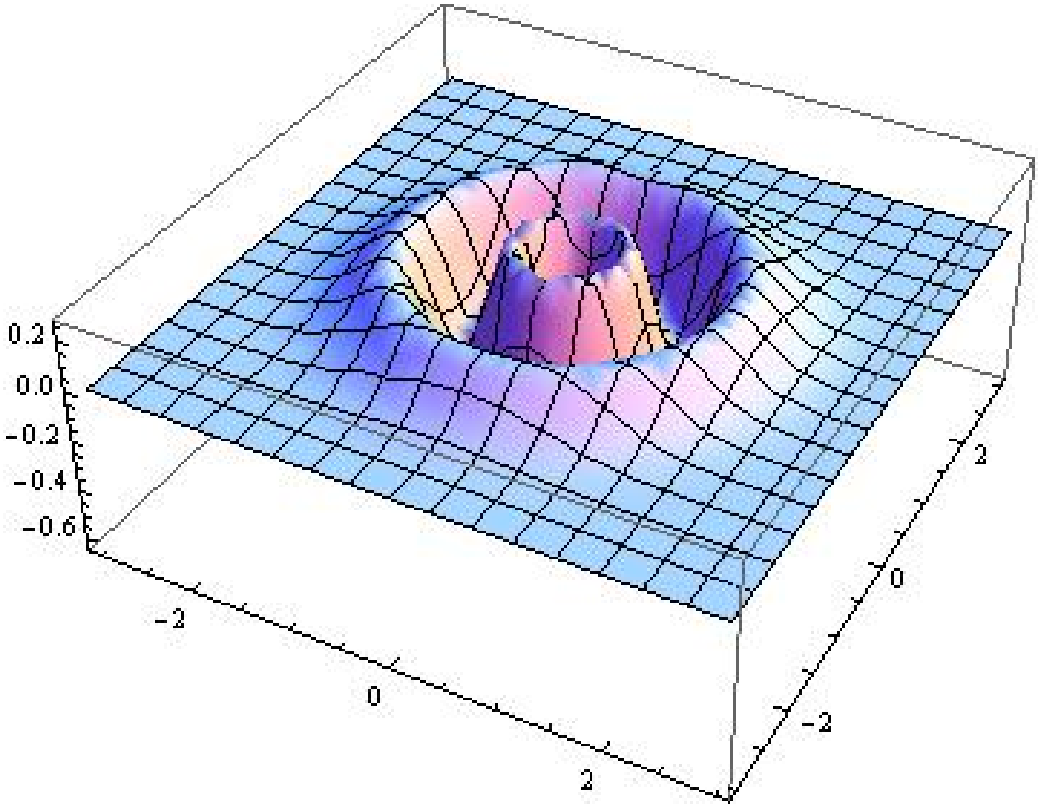

Wigner function of an n=3 Fock state.

Wigner function

How it is defined?

- Take the equal time density matrix in terms of 'center of mass' coordinates:

$$\hat{\rho}(\vec{x},\vec{s},t) = e^{-ig\int_{-1/2}^{1/2}\vec{\mathcal{A}}(\vec{x}+\lambda\vec{s},t)\vec{s}\mathrm{d}\lambda}\left[\Psi(\vec{x}+\frac{\vec{s}}{2},t),\bar{\Psi}(\vec{x}-\frac{\vec{s}}{2},t)\right] \quad (1)$$

- Take the expectation value.
- Fourier transform it w.r.t the coordinate difference:

$$W(\vec{x},\vec{p},t) = -\frac{1}{2}\int e^{-i\vec{p}\vec{s}}\langle\Omega|\hat{\rho}(\vec{x},\vec{s},t)|\Omega\rangle\mathrm{d}^3s \quad (2)$$

Wigner function

The evolution equation:

$$D_t W = -\frac{1}{2}\vec{D}_{\vec{x}}[\gamma^0\vec{\gamma}, W] - im[\gamma^0, W] - i\vec{P}\{\gamma^0\vec{\gamma}, W\} \tag{3}$$

The equation has the following non-local differential operators:

$$D_t = \partial_t + g\vec{\mathcal{E}}(\vec{x},t)\vec{\nabla}_{\vec{p}} - \frac{g\hbar^2}{12}(\vec{\nabla}_{\vec{x}}\vec{\nabla}_{\vec{p}})^2\vec{\mathcal{E}}(\vec{x},t)\vec{\nabla}_{\vec{p}} + ... \tag{4}$$

$$\vec{D}_{\vec{x}} = \vec{\nabla}_{\vec{x}} + g\vec{\mathcal{B}}(\vec{x},t)\times\vec{\nabla}_{\vec{x}} - \frac{g\hbar^2}{12}(\vec{\nabla}_{\vec{x}}\vec{\nabla}_{\vec{p}})^2\vec{\mathcal{B}}(\vec{x},t)\times\vec{\nabla}_{\vec{p}} + ... \tag{5}$$

$$\vec{P} = \vec{p} + \frac{g\hbar}{12}(\vec{\nabla}_{\vec{x}}\vec{\nabla}_{\vec{p}})\vec{\mathcal{B}}(\vec{x},t)\times\vec{\nabla}_{\vec{p}} + ... \tag{6}$$

For spin-1/2, the 4x4 gamma matrix basis is used:

$$W(x,p,t) = \frac{1}{4}\left[\mathbb{1}\mathbb{s} + i\gamma_5\mathbb{p} + \gamma^\mu\mathbb{v}_\mu + \gamma^\mu\gamma_5\mathbb{a}_\mu + \sigma^{\mu\nu}\mathbb{t}_{\mu\nu}\right] \tag{7}$$

Equations of motion for the spin-1/2 Wigner function

We arrive at a system for 16 unknown real functions:

$$
\begin{aligned}
&D_t\mathbb{s} && && -\ 2\vec{P}\cdot\vec{\mathbb{t}}_{\mathbb{1}} && =0 && (8)\\
&D_t\mathbb{p} && && +\ 2\vec{P}\cdot\vec{\mathbb{t}}_{\mathbb{2}} && =2m\mathbb{a}_0 && (9)\\
&D_t\mathbb{v}_0 && +\ \vec{D}_{\vec{x}}\cdot\vec{\mathbb{v}} && && =0 && (10)\\
&D_t\mathbb{a}_0 && +\ \vec{D}_{\vec{x}}\cdot\vec{\mathbb{a}} && && =2m\mathbb{p} && (11)\\
&D_t\vec{\mathbb{v}} && +\ \vec{D}_{\vec{x}}\mathbb{v}_0 && +\ 2\vec{P}\times\vec{\mathbb{a}} && =-\,2m\vec{\mathbb{t}}_1 && (12)\\
&D_t\vec{\mathbb{a}} && +\ \vec{D}_{\vec{x}}\mathbb{a}_0 && +\ 2\vec{P}\times\vec{\mathbb{v}} && =0 && (13)\\
&D_t\vec{\mathbb{t}}_{\mathbb{1}} && +\ \vec{D}_{\vec{x}}\times\vec{\mathbb{t}}_{\mathbb{2}} && +\ 2\vec{P}\mathbb{s} && =2m\mathbb{v} && (14)\\
&D_t\vec{\mathbb{t}}_{\mathbb{2}} && -\ \vec{D}_{\vec{x}}\times\vec{\mathbb{t}}_{\mathbb{1}} && -\ 2\vec{P}\mathbb{p} && =0 && (15)
\end{aligned}
$$

Table of Contents

1 Introduction

2 Theoretical description

3 Applications

Inhomogeneous toy field

We would like to investigate the combined effect of space/time dependence.

Consider an inhomogeneous plateu field in the transverse spatial direction and Sauter-like ($\cosh(t/\tau)^{-2}$) time dependence. ($E_0 = 0.5E_{cr}$).

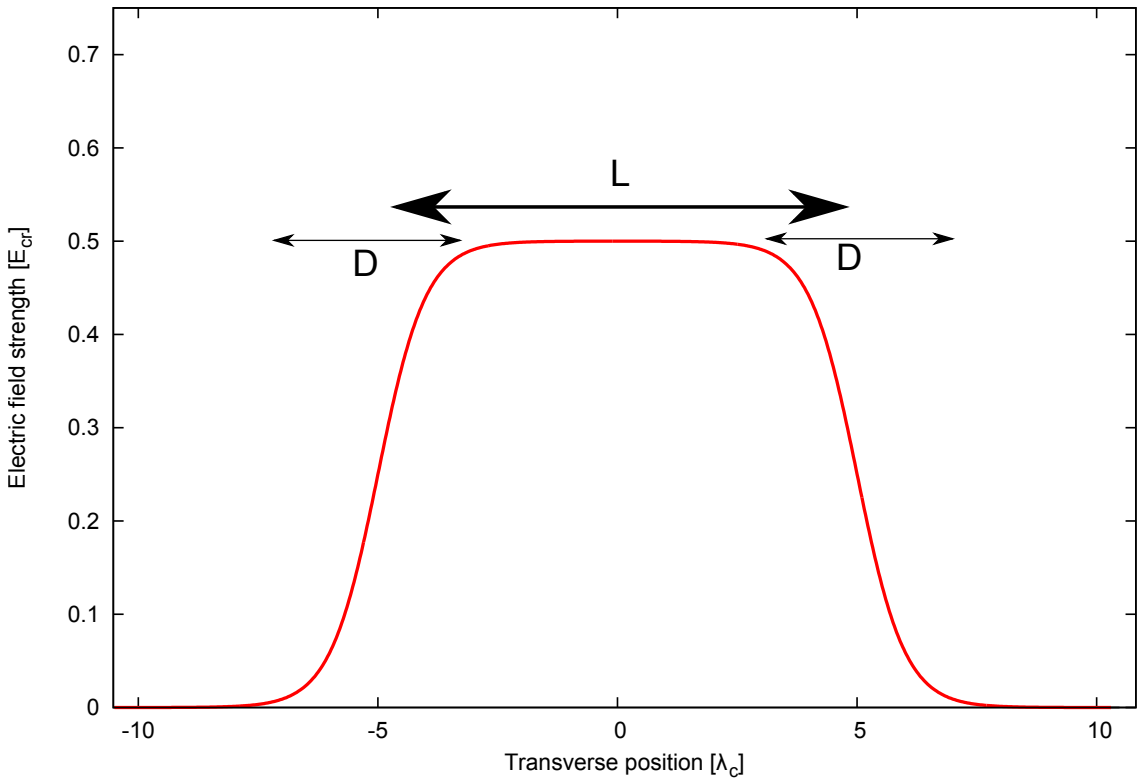

D. Berényi et al, Physics Letters B, Vol 749, pp. 210-214, DOI: 10.1016/j.physletb.2015.07.074.

Inhomogeneous toy field

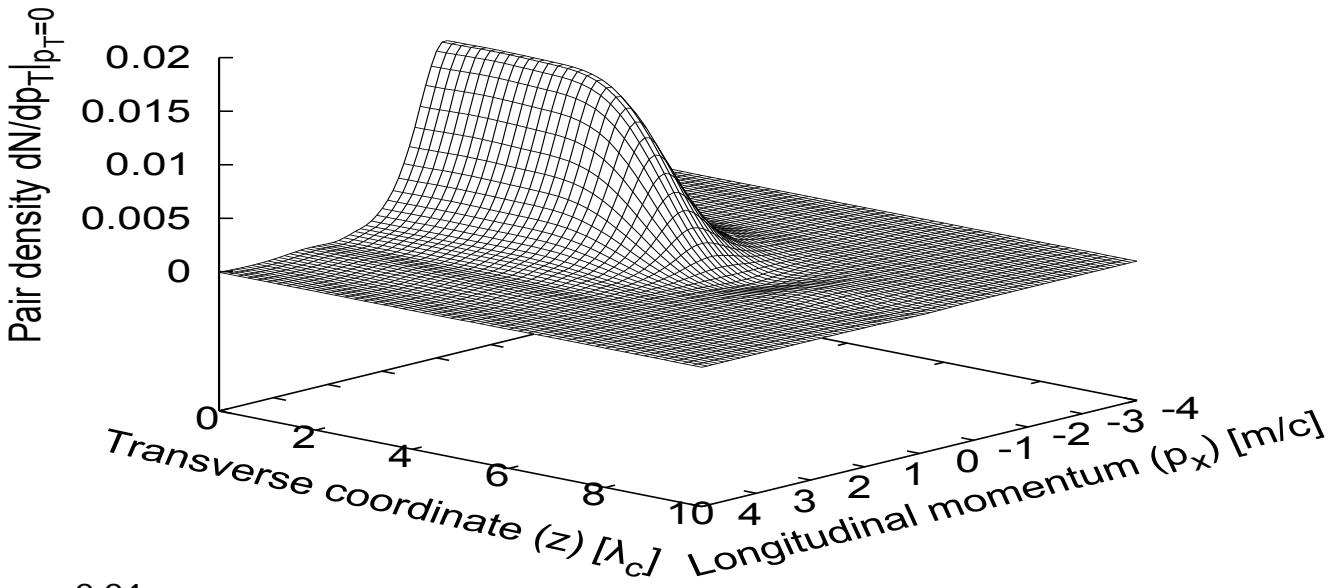

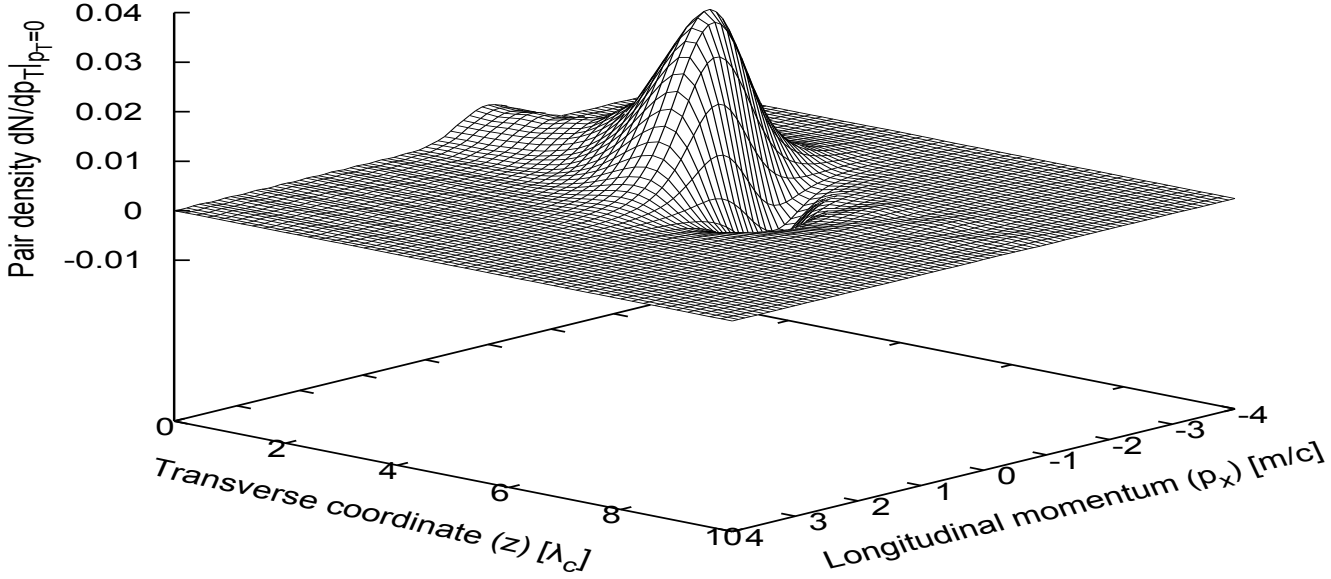

Inhomogeneous toy field

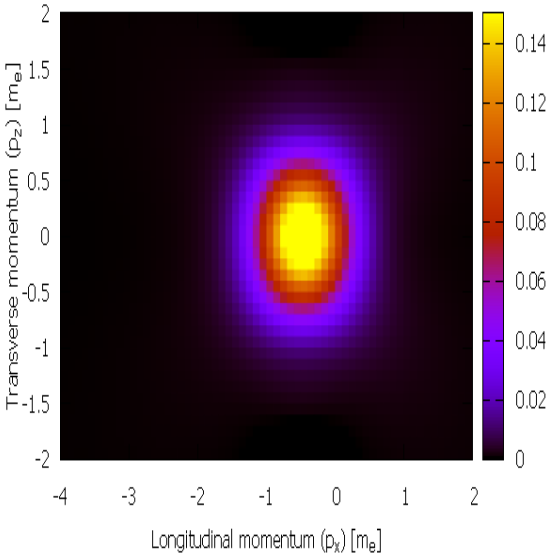

(a) $\tau = 1\frac{\lambda_c}{c}$

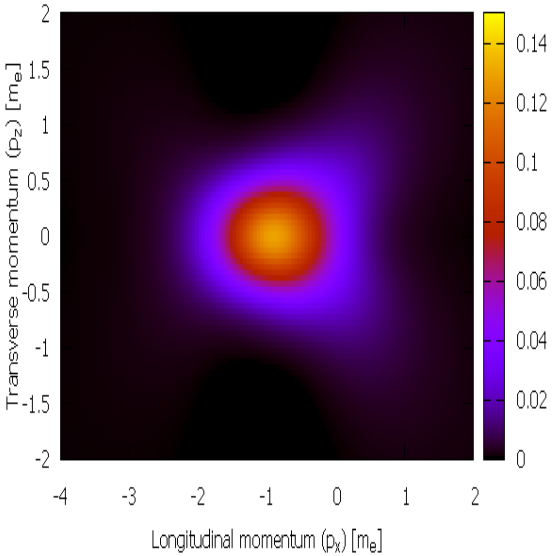

(b) $\tau = 2\frac{\lambda_c}{c}$

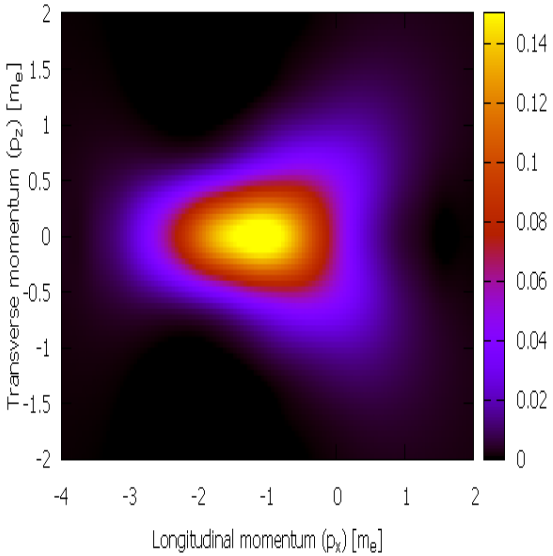

(c) $\tau = 3\frac{\lambda_c}{c}$

Inhomogeneous toy field

What would a calorimetric experiment see?
Longitudinal angle to the Electric field (θ, with $\theta = 0$ is longitudinal direction, $\theta = \pm\frac{\pi}{2}$ is the transverse direction):

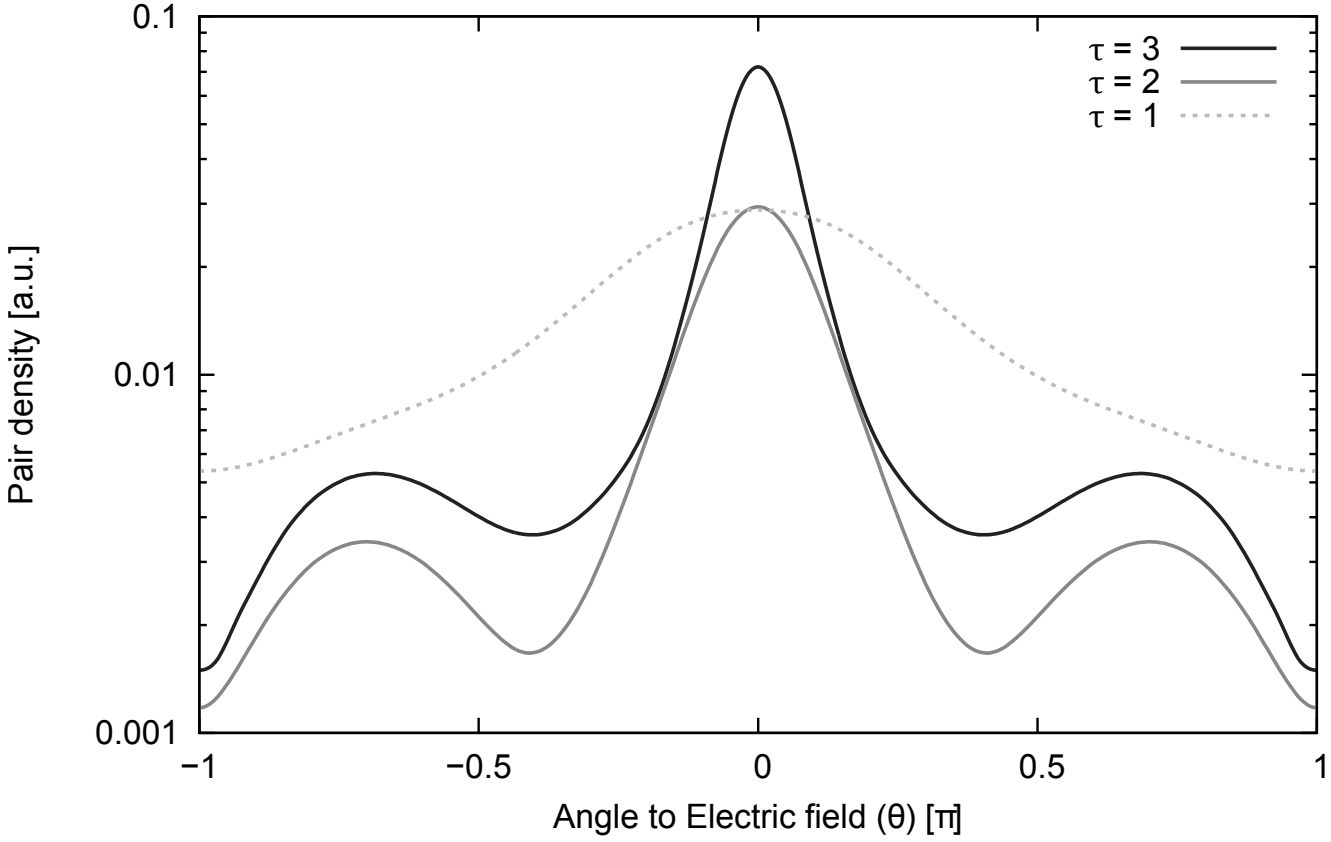

Inhomogeneous toy field

How does the transverse spectra compares to the homogeneous models?

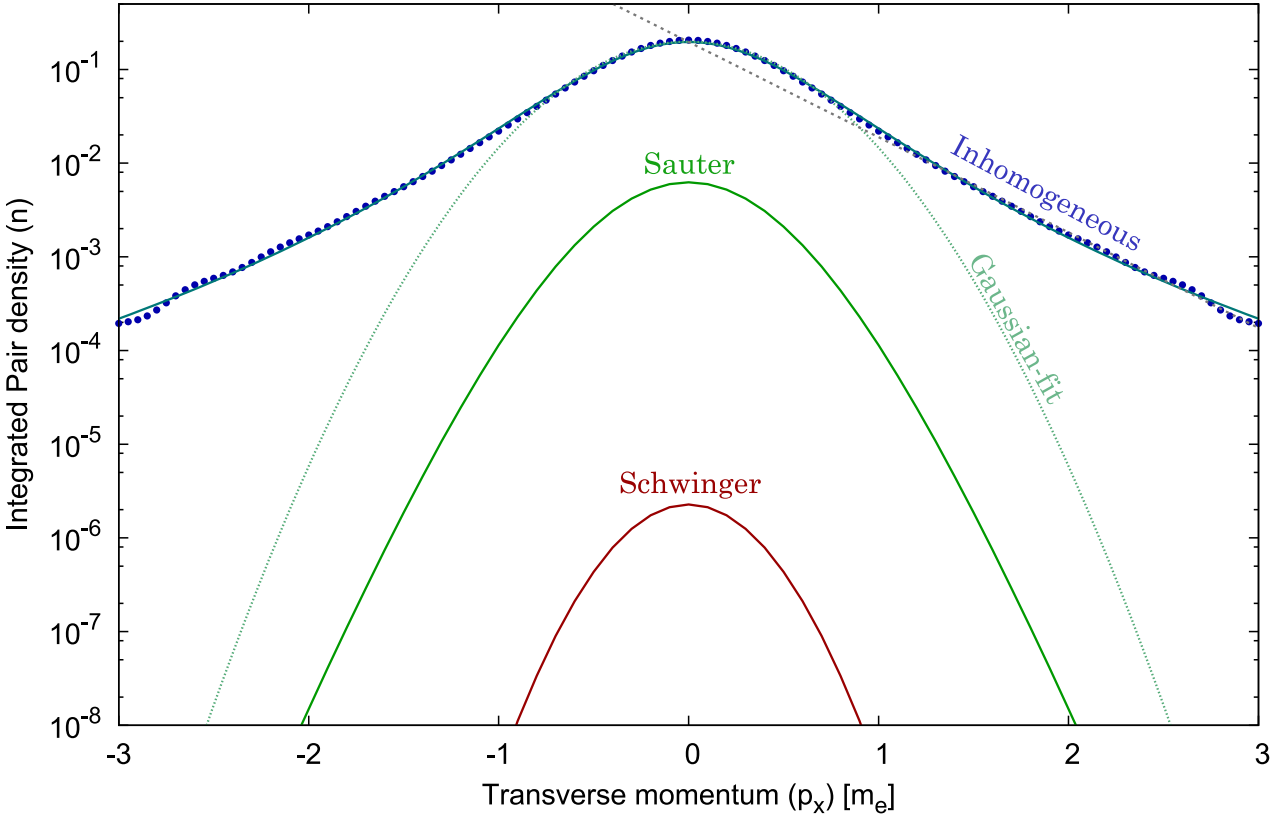

Gaussianity: $Ae^{-\beta p_x^2}$, with $\beta_{Schwinger} = 6.6, \beta_{Sauter} = 4.3, \beta_{InHom} = 2.6$

Inhomogeneous toy field

How does the transverse spectra compares to the homogeneous models?

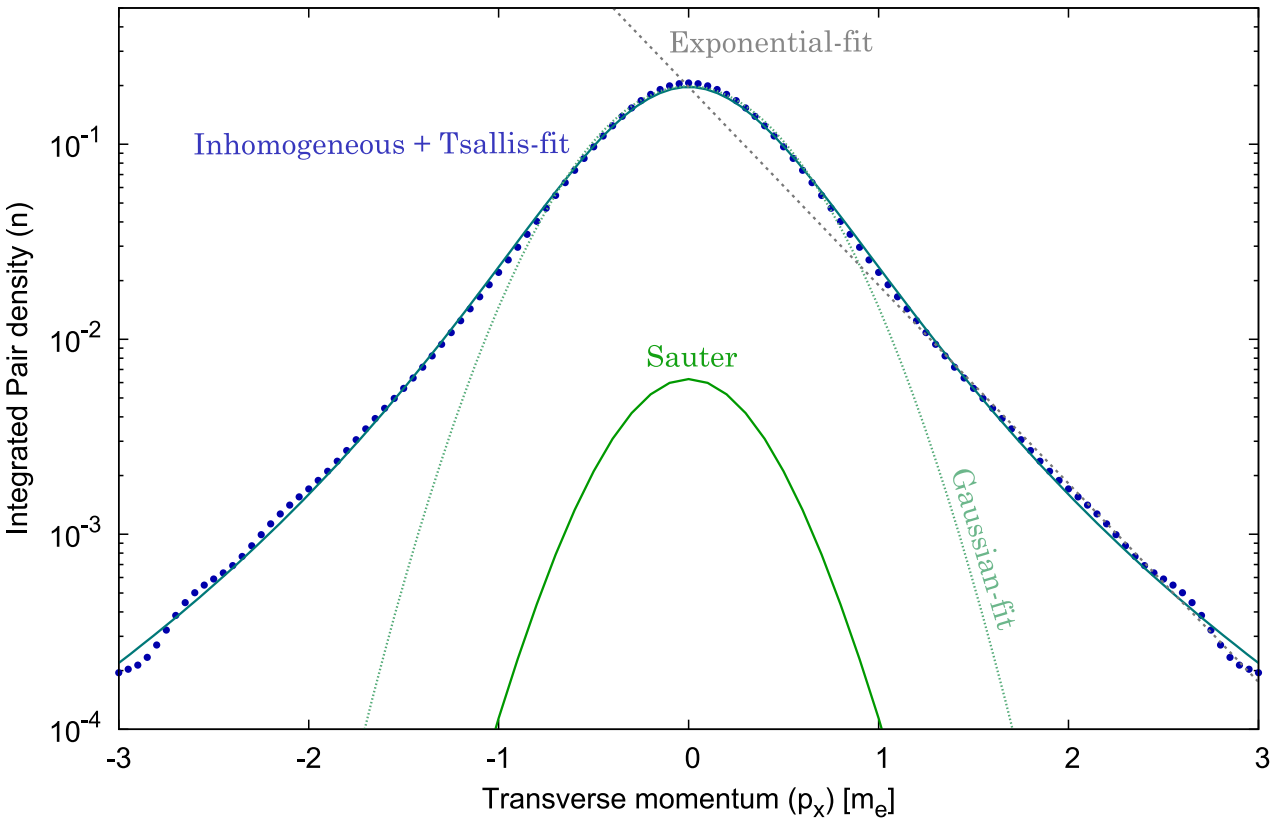

Tsallis: $A\left(1+(1-q)\frac{p_x}{p_{x0}}\right)^{\frac{1}{1-q}}$, with $q=1.1, p_{x0}=0.26$

Inhomogeneous toy field

Observations:

- The inhomogeneity increases the particle yield.
- The increase is further enhanced if the pulse lasts longer (as opposed to the homogeneous case).
- As a consequence, homogeneous models of string fragmentation may underestimate the particle production rates.
- The transverse spectra develops distinct higher-momenta "shoulders" at the boundaries.

Inhomogeneous toy field

Integrated particle yields:

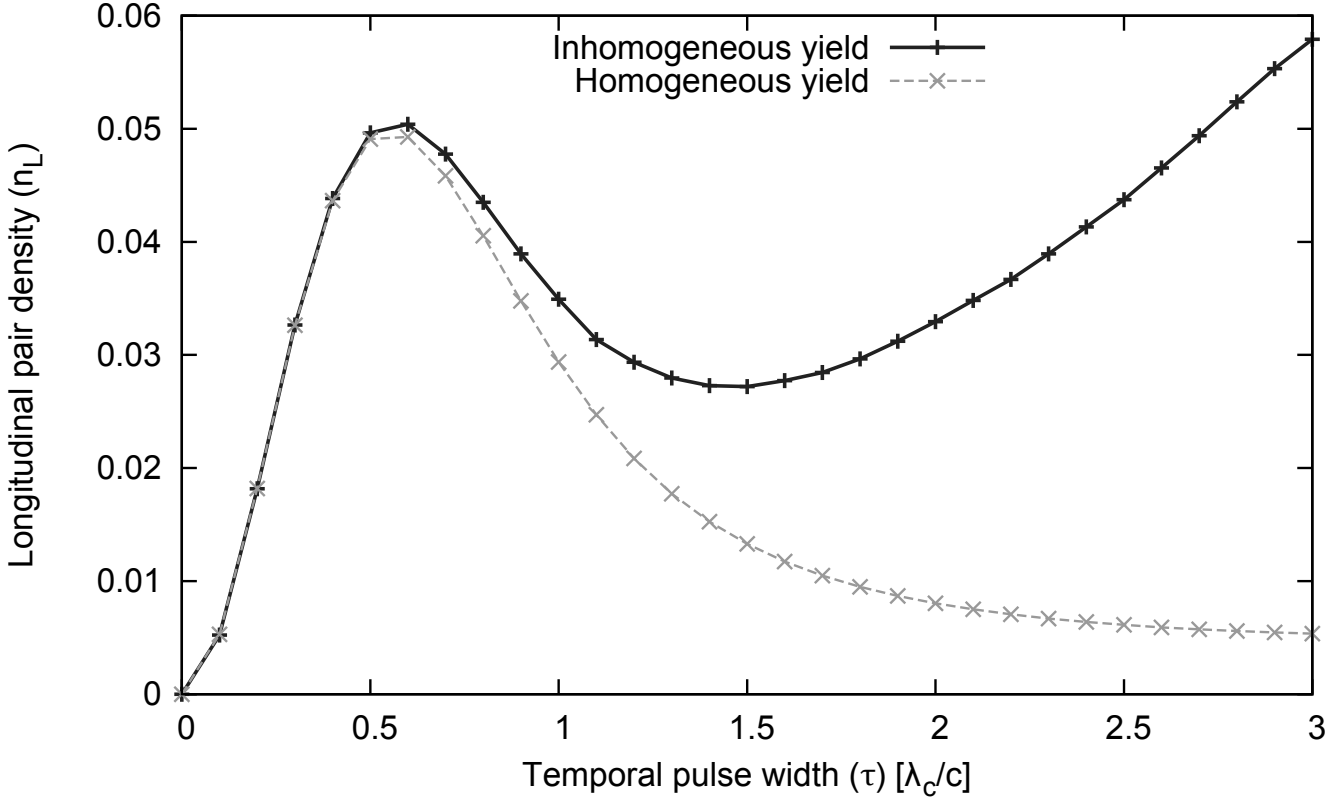

Inhomogeneous toy field

Integrated particle yields:

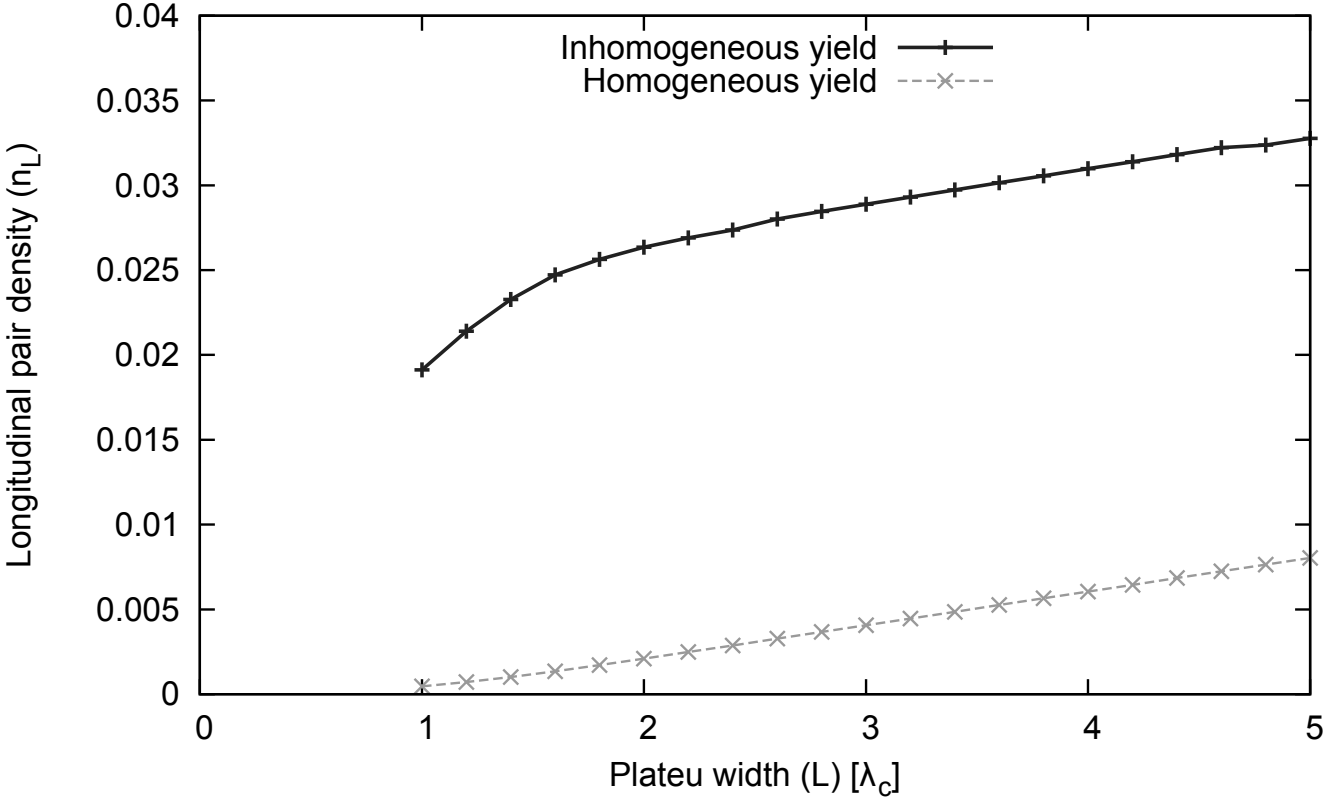

Further work

Some important questions:

- What happens when we add magnetic fields?
  Hard to calculate structure in the phase-space, or heavy approximations
- What happens in SU(N) theories?
  More equations and cross couplings between components.

Summary

- We have shown examples of pair production in different areas of high energy physics, from laser physics to heavy ion collisions.
- The evolution of the Wigner function in 3+1 dimensions is possible including space and time dependent field configurations.
- We discussed a simple toy field that models the interplay of space and time localizations and showed characteristic differences from homogeneous results.

D. Berényi et al, Physics Letters B, Vol 749, pp. 210-214, DOI: 10.1016/j.physletb.2015.07.074.

Supporters: OTKA Grants No. 104260, No. 106119.